










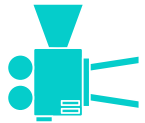


**TURN "The Horse In Motion" by Eadweard Muybridge, 1878 into a flip book animation!**



**#1 - Cut out each picture  
#2 - Glue\* each picture in the right bottom corner of each page in flip book**

\*Be careful with the glue so that you don't glue your flip book pages together!



**From the Carnegie Center for Art and History**

**PRO-TIP: Make copies of this page and repeat #1 - 11 in your flip book to make a longer animation!**